

PCB terminal block - BC-381X9-10GY - 5430234

Please be informed that the data shown in this PDF Document is generated from our Online Catalog. Please find the complete data in the user's documentation. Our General Terms of Use for Downloads are valid (<http://phoenixcontact.com/download>)



PCB terminal block, Nominal current: 13.5 A, Nom. voltage: 200 V, Pitch: 3.81 mm, Number of positions: 10, Connection method: Screw connection, Mounting: Soldering, Conductor/PCB connection direction: 0°, Color: signal grey

The illustration shows the 3-pos. version



Key commercial data

Packing unit	1 pc
Minimum order quantity	100 pc
Weight per Piece (excluding packing)	22.22 GRM
Custom tariff number	85369010
Country of origin	China

Technical data

Dimensions

Length	7.3 mm
Height	8.5 mm
Pitch	3.81 mm
Dimension a	34.29 mm
Pin dimensions	0,5 x 0,9 mm
Hole diameter	1.1 mm

General

Range of articles	BC-X9
Insulating material group	I
Rated surge voltage (III/3)	2.5 kV
Rated surge voltage (III/2)	2.5 kV
Rated surge voltage (II/2)	2.5 kV
Rated voltage (III/3)	160 V

PCB terminal block - BC-381X9-10 GY - 5430234

Technical data

General

Rated voltage (III/2)	200 V
Rated voltage (II/2)	400 V
Connection in acc. with standard	EN-VDE
Nominal current I_N	13.5 A
Nominal cross section	1.5 mm ²
Insulating material	PA
Solder pin surface	Sn
Inflammability class according to UL 94	V0
Stripping length	5 mm
Number of positions	10
Screw thread	M2
Tightening torque, min	0.22 Nm
Tightening torque max	0.25 Nm

Connection data

Conductor cross section solid min.	0.14 mm ²
Conductor cross section solid max.	1.5 mm ²
Conductor cross section stranded min.	0.14 mm ²
Conductor cross section stranded max.	1.5 mm ²
Conductor cross section stranded, with ferrule without plastic sleeve min.	0.25 mm ²
Conductor cross section stranded, with ferrule without plastic sleeve max.	0.5 mm ²
Conductor cross section stranded, with ferrule with plastic sleeve min.	0.25 mm ²
Conductor cross section stranded, with ferrule with plastic sleeve max.	0.5 mm ²
Conductor cross section AWG /kcmil min.	26
Conductor cross section AWG /kcmil max	16
2 conductors with same cross section, solid min.	0.14 mm ²
2 conductors with same cross section, solid max.	0.5 mm ²
2 conductors with same cross section, stranded min.	0.14 mm ²
2 conductors with same cross section, stranded max.	0.34 mm ²
Minimum AWG according to UL/CUL	30
Maximum AWG according to UL/CUL	16

Classifications

eCl@ ss

eCl@ ss 4.0	27141111
eCl@ ss 4.1	27141109
eCl@ ss 5.0	27141190

PCB terminal block - BC-381X9-10 GY - 5430234

Classifications

eCl@ ss

eCl@ ss 5.1	27141190
eCl@ ss 6.0	27261101
eCl@ ss 7.0	27440401
eCl@ ss 8.0	27440401

ETIM

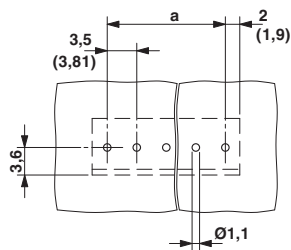
ETIM 3.0	EC001121
ETIM 4.0	EC002643
ETIM 5.0	EC002643

UNSPSC

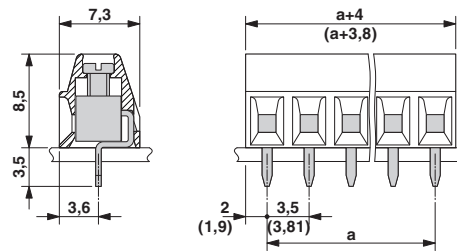
UNSPSC 6.01	30211810
UNSPSC 7.0901	39121409
UNSPSC 11	39121409
UNSPSC 12.01	39121409
UNSPSC 13.2	39121409

Drawings

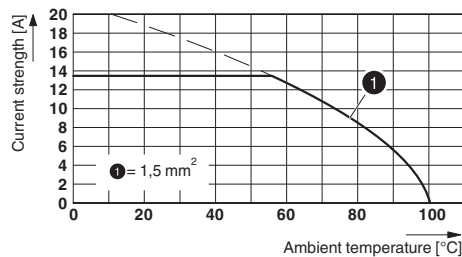
Drilling diagram



Dimensioned drawing



Diagram



<https://www.phoenixcontact.com/us/products/5430234>



Phoenix Contact 2014 © - all rights reserved
<http://www.phoenixcontact.com>