

RoHS COMPATIBLE PRODUCT NUMBER

54121-XXXXXXXXLF

LEADED PRODUCT NUMBER

54121-XXX-XX-XXXX

AS AVAILABLE

PLATING

- 1 = 0.76µm GOLD/GXT ON CONTACT AREA
2µm MIN MATTE TIN ON TAIL
OVER 1.27µm Ni MIN
- 4 = 2µm MIN MATTE TIN
OVER 1.27µm Ni MIN
- 5 = 0.25µm GOLD/GXT ON CONTACT AREA
2µm MIN MATTE TIN ON TAIL
OVER 1.27µm Ni MIN
- 8 = 0.38µm GOLD/GXT ON CONTACT AREA
2µm MIN MATTE TIN ON TAIL
OVER 1.27µm Ni MIN

RoHS COMPATIBLE
SEE NOTE 8

STACK HEIGHT, NOTE 6

TOTAL NB OF POSITIONS
02 TO 36

OAL	PIN STYLE
12.2	01
13.5	02
15.9	03
16.56	15
16.76	04
17.65	05
18.91	06
20.50	28
20.96	07
22.40	19
23.5	08
26.04	09
26.42	14
28.00	18
28.58	10
30.48	20
32.15	21
33.66	12
34.00	13
36.20	16
37.30	22
38.40	23
42.30	24
46.00	29
43.00	25
47.00	26
52.00	27

NOTES:

1. HOUSING MAT'L : HIGH TEMPERATURE THERMOPLASTIC. UL94V-0 COLOR: BLACK
2. PIN MATERIAL : PHOSPHOR BRONZE
3. STANDARD PACKAGING IN POLYBAG
4. 9N MIN RETENTION IN EITHER DIRECTION
5. TO DETERMINE DIMENSIONS :
N = NUMBER OF POSITIONS PER ROW
EXAMPLE : 8 POS PER ROW, N x 2.54 = 20.32mm
6. XXXX = MILLIMETERS
SPECIFY MILLIMETERS
5.0mm MIN TO 60.0mm MAX AVAILABLE
OAL 65.0mm MAX
EXAMPLE FOR STACK HEIGHT: $\underline{1} \underline{2} \underline{7} \underline{0}$ = 12.70mm
7. MATING LENGTH = (OAL)-(3.05)-(STACK HEIGHT)
8. RoHS COMPATIBLE PRODUCT SPECIFICATIONS

a - PLATING:

- "LF" MEANS THE PRODUCT IS LEAD-FREE, 2µm MINIMUM MATTE TIN OVER 1.27µm MINIMUM NICKEL UNDERPLATE.

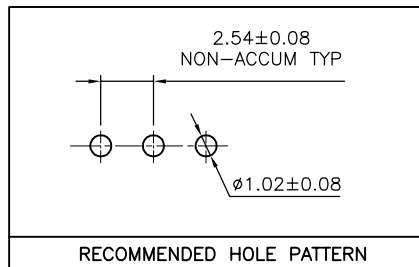
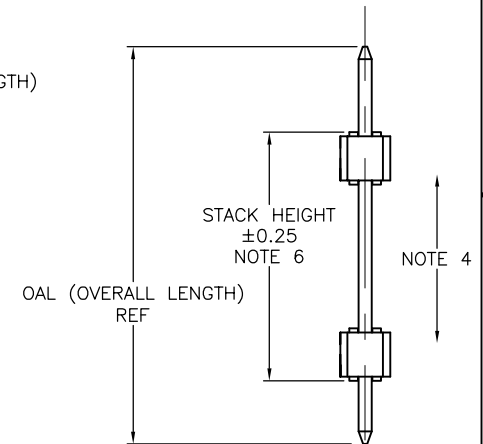
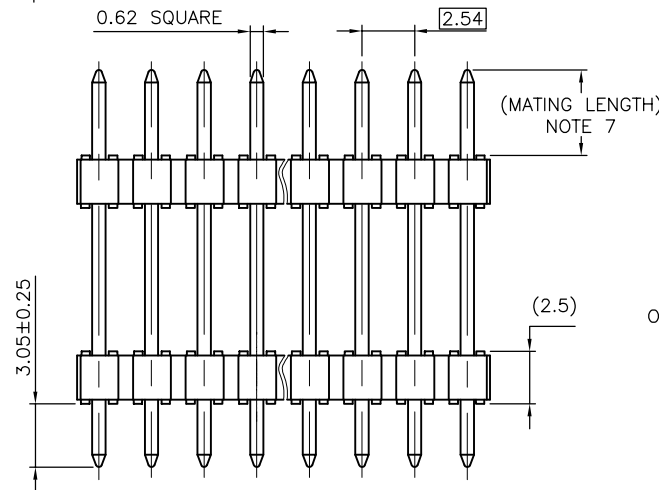
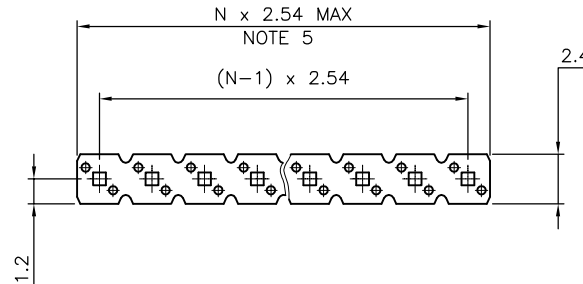
b - MANUFACTURING PROCESS COMPATIBILITY

- THE HOUSING WILL WITHSTAND EXPOSURE TO 260°C ±5°C SOLDER BATH TEMPERATURE FOR 5 SECONDS IN A WAVE SOLDER APPLICATION WITH A 1.6mm MIN THICK CIRCUIT BOARD.

c - LABELLING:

- MEETS PACKAGING SPECS AS PER GS-14-920

- d - THIS PRODUCT MEETS EUROPEAN UNION DIRECTIVES AND OTHER COUNTRY REGULATIONS AS DESCRIBED IN GS-47-0004.



mat'l. code SEE NOTES		surface ISO 1302	tolerance ISO 406 ISO 1101	projection mm	product family BERGSTIK
ltr	ecn no	dr	date	tolerances unless otherwise specified	title UNSHR.HEADER STR SR TMT
H	B-15666	LMU	13.02.14	angles linear x.x ±0.3	dwg no 54121 sheet 1 of 1 size A3
J	B-18903	LMU	14.09.25	x.xx ±0.13	
K	B-18962	LMU	14.09.29	x.xxx ±0.05	type CUSTOMER Drawing
L	B-19782	AMA	14.12.16	dr D.LE 01.01.24 engr JM.C 01.01.24	
F	F08-0148	RTR	08.03.31	chr JM.C 01.01.24	
G	F11-0034	LMU	11.03.03	appd JF.N 01.01.24	
sheet index	revision sheet				