

## Features

- 9 mm Round / Single-Turn / Cermet Industrial / Open Frame
- Top and single side (front) adjust
- Cross slot adjustment design
- Horizontal and vertical mounting styles
- Dust resistant/splash resistant covers
- PC board stand-offs and retention feature



This series is currently available but not recommended for new designs.

- RoHS compliant\*
- For trimmer applications/processing guidelines, [click here](#)

# 3309 - 9 mm Round Trimpot® Trimming Potentiometer

## Electrical Characteristics

Standard Resistance Range ..... 100 ohms to 2 megohms  
 (see standard resistance table)  
 Resistance Tolerance ..... ±25 % std.  
 Absolute Minimum Resistance ..... 2 % max. (≤2K = 30 ohms)  
 Contact Resistance Variation ..... 3 % max.  
 Resolution ..... Essentially infinite  
 Adjustment Angle ..... 235 ° nom.

## Environmental Characteristics

Power Rating (250 volts max.)  
 70 °C ..... 0.5 watt  
 Temperature Range ... -25 °C to +100 °C  
 Temperature Coefficient ... ±250 ppm/°C  
 Load Life..... 1,000 hours 0.5 watt  
 @ 70 °C (5 % ΔTR)

## Physical Characteristics

Mechanical Angle ..... 260 °±10 °  
 Torque (Operating)..... 5 oz-in. max.  
 Stop Strength ..... 11.0 oz -in. min.  
 Terminals ..... Solderable pins  
 Marking..... Manufacturer's trademark, resistance code  
 Standard Packaging....200 pcs. per bag  
 Adjustment Tool..... H-90

**Aqueous cleaning not recommended.**

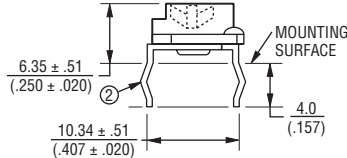
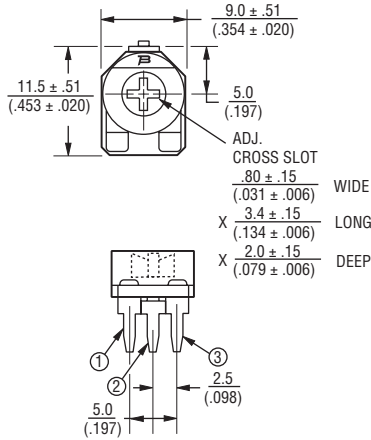
## Standard Resistance Table

Resistance (Ohms)	Resistance Code
100	101
200	201
500	501
<b>1,000</b>	<b>102</b>
<b>2,000</b>	<b>202</b>
<b>5,000</b>	<b>502</b>
<b>10,000</b>	<b>103</b>
<b>20,000</b>	<b>203</b>
<b>25,000</b>	<b>253</b>
<b>50,000</b>	<b>503</b>
<b>100,000</b>	<b>104</b>
200,000	204
250,000	254
500,000	504
1,000,000	105
2,000,000	205

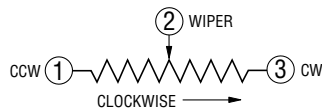
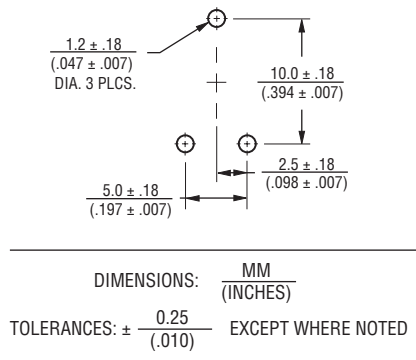
Popular distribution resistance values listed in boldface.

## Product Dimensions

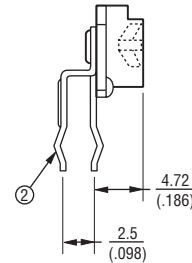
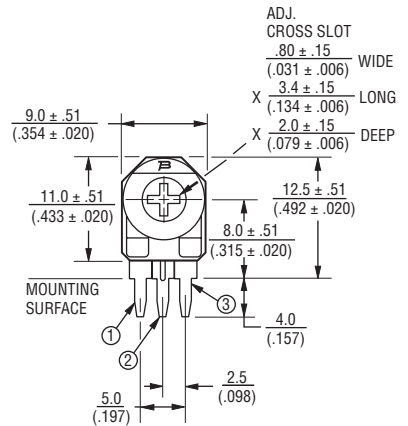
### 3309P-1 Top Adjust



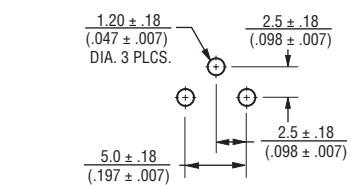
### SUGGESTED PWB LAYOUT



### 3309W-1 Single Side (Front) Adjust



### SUGGESTED PWB LAYOUT



## How To Order

**3309 W - 1 - 103**

Model \_\_\_\_\_  
 Style \_\_\_\_\_  
 P = Top adjust  
 W = Single side (front) adjust  
 Rotor Style \_\_\_\_\_  
 -1 = Standard  
 Resistance Code \_\_\_\_\_

REV. 05/18

\*RoHS Directive 2002/95/EC Jan. 27, 2003 including annex and RoHS Recast 2011/65/EU June 8, 2011.

"Trimpot" is a registered trademark of Bourns, Inc.

Specifications are subject to change without notice.

The device characteristics and parameters in this data sheet can and do vary in different applications and actual device performance may vary over time.

Users should verify actual device performance in their specific applications.