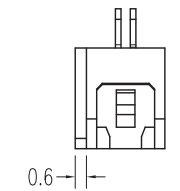
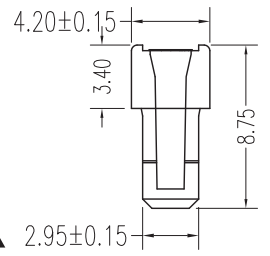
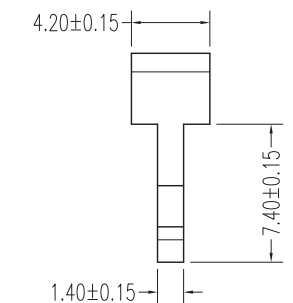
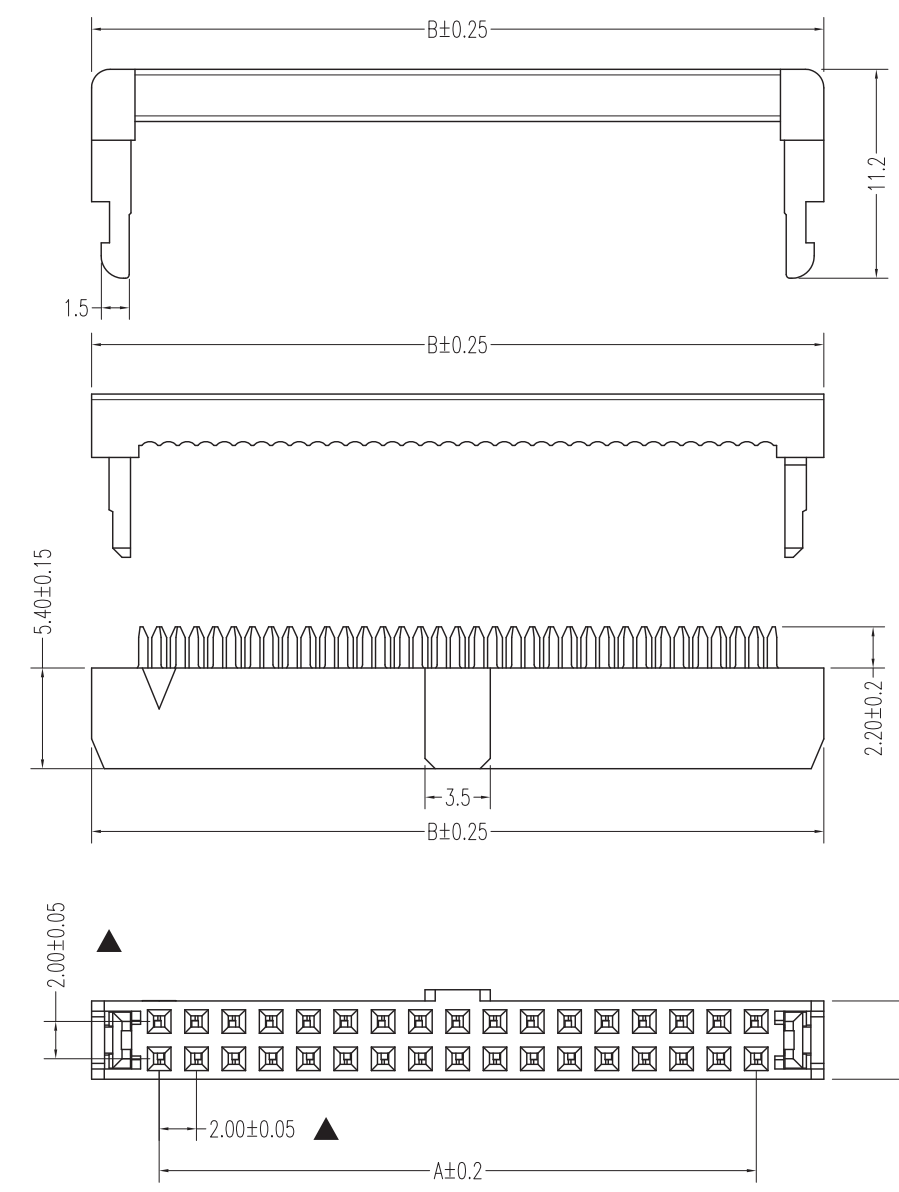


1 2 3 4 5 6

REV.	DESCRIPTION	DATE
A	RELEASE	2012.11.12

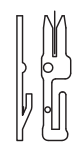
D  
C  
B  
A



NOTES:  
 Insulator Material: PBT, UL 94V-0  
 Contact Plating: Nickel 50μ"  
 Contact Material: Brass

Current Rating : 1A AC,DC  
 Contact Resistance: 20MΩ Max.  
 Dielectric Withstanding: AC 500V  
 Insulator Resistance: 1000MΩ Min.  
 Operating Temp.: -40°C~+105°C

NUMBER OF POSITIONS	DIMENSION	
	A	B
06	4.0	11.2
08	6.0	13.2
10	8.0	15.2
12	10.0	17.2
14	12.0	19.2
16	14.0	21.2
18	16.0	23.2
20	18.0	25.2
22	20.0	27.2
24	22.0	29.2
26	24.0	31.2
28	26.0	33.2
30	28.0	35.2
34	32.0	39.2
36	34.0	41.2
40	38.0	45.2
44	42.0	49.2
50	48.0	55.2



Mating Part Number		
3120-ALL	3110-XX-001-11-XX	3110-XX-001-13-XX
3110-XX-002-13-XX	3110-XX-003-13-XX	

UNLESS TOLERANCE		DRAW BY	
GENERAL	ANGLE	DESIGN BY	
X. ± 0.30	X.* ± 3.0°	CHECK BY	
.X ± 0.20	.X* ± 2.0°	APPROVE BY	
.XX ± 0.15	.XX* ± 1.0°	SCALE	SHEET
.XXX ± 0.10	.XXX* ± 0.5°	1:1	1/1
		UNIT	MM
		DRW NO:	REV: A

CnC Tech,LLC

Part NO.  
3130-XX-0103-99

1 2 3 4 5 6