

Fine Pitch SMT Board to Board Connectors

Series 9158 MOBO™ SOLO STACKER™



The MOBO™ Series 9158 is a one-piece connector used to connect two PCB's within mobile phones, pagers, PDA's, security, hand held scanners, etc. in a cost-effective manner.


A standard range is available with 16, 20, 24 and 28 contacts to suit stack heights of 1.90mm to 3.30mm. Other contact variants are also available from 1.90mm to 5.10mm, in custom housings. The SOLO STACKER™ can allow a spacing tolerance of up to ±0.30mm and still provide reliable connections between the PCB's, even if they are not parallel.

SOLO STACKER™ is designed for PCB surface mounting and is supplied in tape and reel packaging. Gold plated pads on the mating PCB provide connection between boards.

Whatever your requirements this SOLO STACKER™ can also be customized to suit your application.

KEY FEATURES AND BENEFITS

- Single piece connector – no mating half connector required to connect two boards together which means:
 - Reduced assembly time.
 - Only one part to purchase and stock.
 - Due to the unique contact design, the mating device does not have to be parallel.
 - Extremely robust when subjected to shock and vibration.
 - Cost effective
 - Helps reduce tolerance accumulation within system.
- Manufactured on fully automatic machines to support high volume requirements.

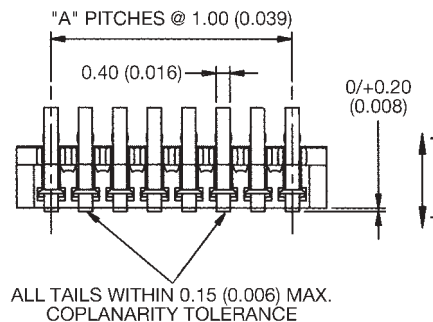
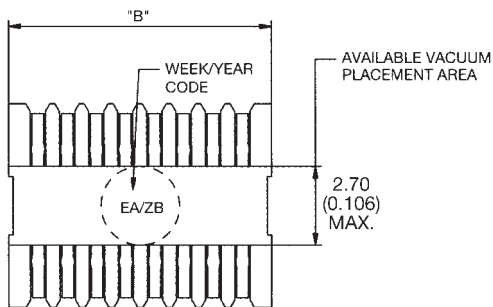


APPLICATIONS

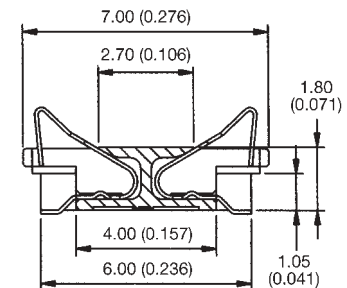
Suitable applications include:

- Mobile Phones
- PDA
- Medical
- PMR
- Industrial
- Security
- Hand Held Scanner

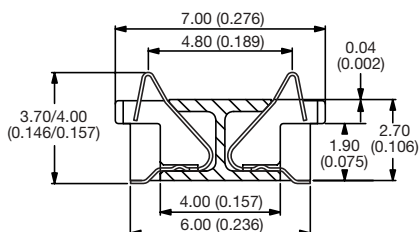
DRAWINGS AND DIMENSIONS



For version stack height 020 & 025



For version stack height 030



Dimension			
P/N	No. of Pos.	A	B
00 9158 016 XXX XXX	016	7.00 (0.276)	9.00 (0.354)
00 9158 020 XXX XXX	020	9.00 (0.354)	11.0 (0.433)
00 9158 024 XXX XXX	024	11.0 (0.433)	13.0 (0.512)
00 9158 028 XXX XXX	028	13.0 (0.512)	15.0 (0.591)

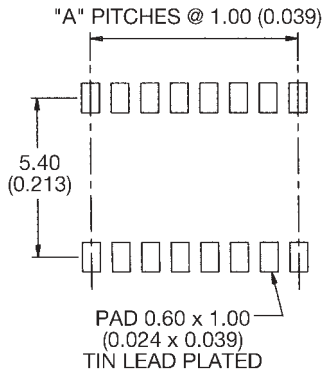
Fine Pitch SMT Board to Board Connectors

Series 9158 MOBO™ SOLO STACKER™



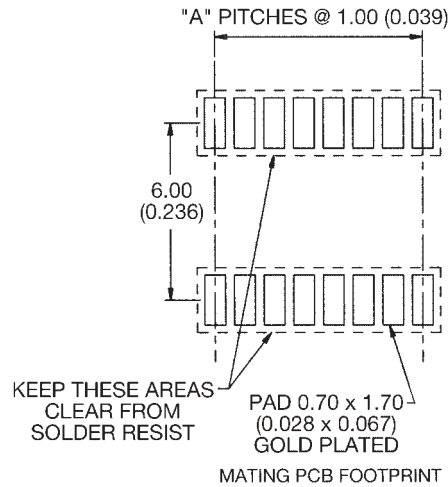
DRAWINGS AND DIMENSIONS CONT'D

SMT PCB FOOTPRINT



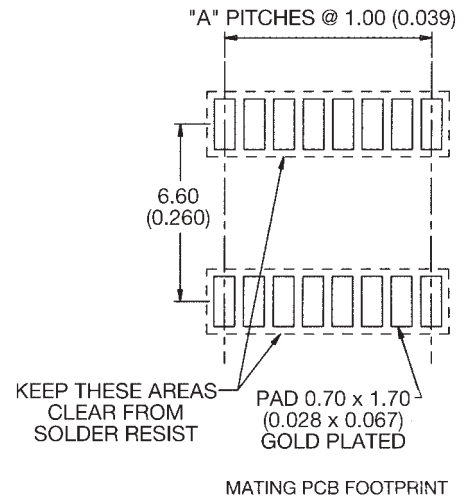
MATING PCB FOOTPRINT

for version stack height 020 & 030



MATING PCB FOOTPRINT

for version stack height 025



N.B. refer to table overleaf for dimensions

HOW TO ORDER

00

Prefix
00 = Standard
58 = Special

9158

Series

XXX

No. of Ways
16 = 016
20 = 020
24 = 024
28 = 028

XXX

Stack Height
020 = 1.9mm to 2.1mm
025 = 2.1mm to 2.7mm
030 = 2.8mm to 3.3mm

XX

Plating Variation
00 = Selective 0.25µ Gold Plated Contact Nose

X

PCB Location Bosses
1 = With PCB Location Bosses
2 = Without PCB Location Bosses