

902 MHz – 928 MHz Dipole 2dBi Antenna for Reverse Polarity SMA



ORDERING INFORMATION

Order Number	Description
001-0002	900 MHz Dipole Antenna for Reverse Polarity SMA Connector.
080-0001	U.FL to Reverse Polarity SMA Cable, 105mm

Table 1 Orderable Part Numbers

SPECIFICATIONS

Specification	Value
Peak Gain	+2 dBi
Impedance	50 ohms
Type	Dipole
Polarization	Linear Vertical
VSWR	≤2.5 : 1
Frequency	~902-928 MHz centered at 915 MHz
Weight	13g
Size	210x10 mm
Antenna Color	Black
Operating Temp	-20°C to +65°C
UL Rating	UL 94HB

Table 2 Specifications

The information in this document is subject to change without notice.
Confirm the data is current by downloading the latest revision from www.lsr.com.

PHYSICAL DIMENSIONS (MM)

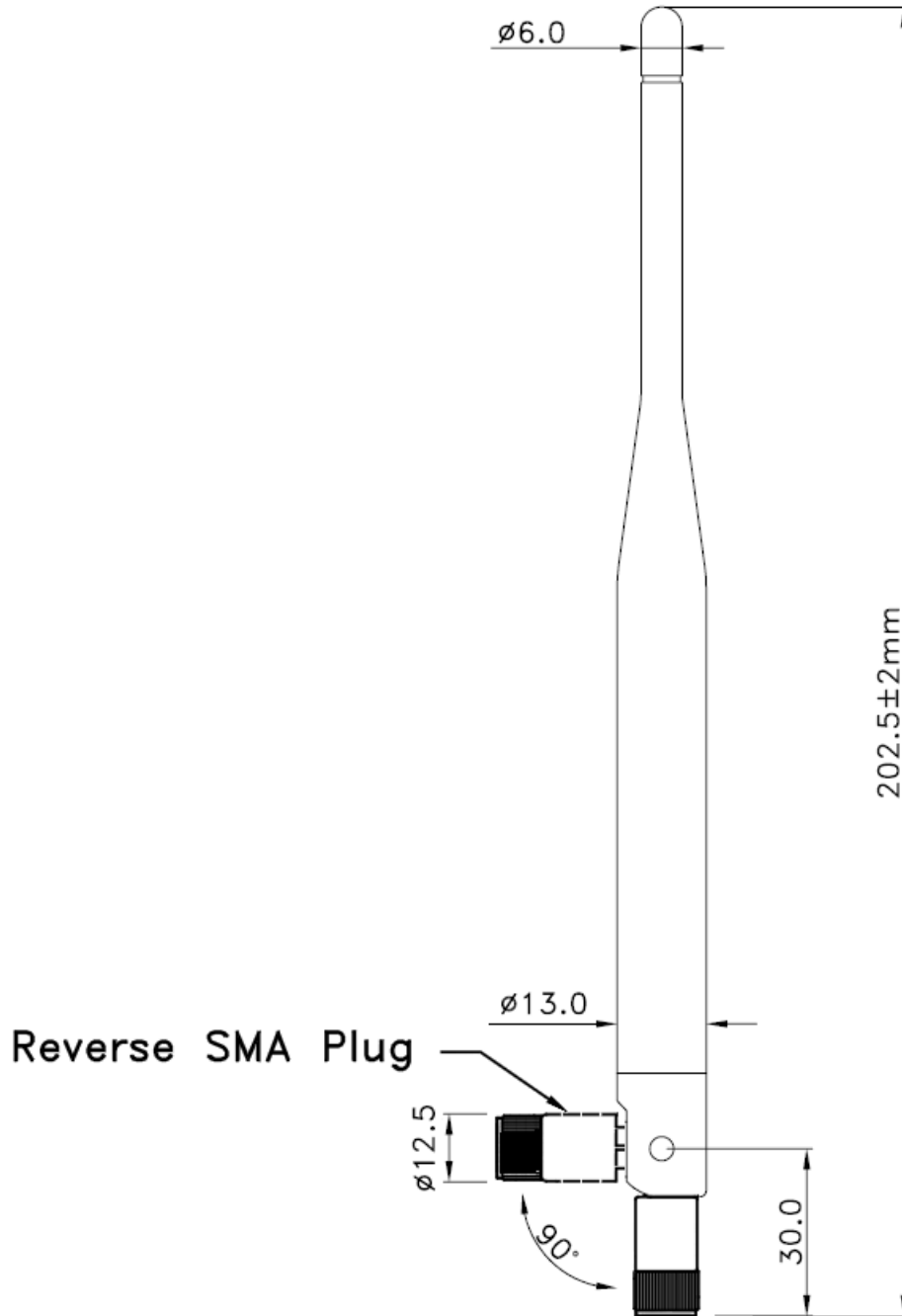
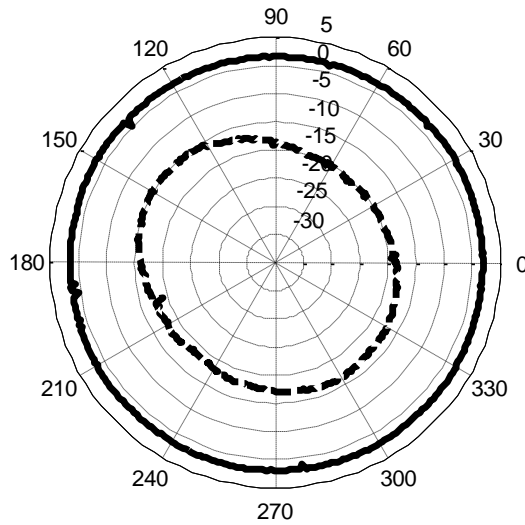


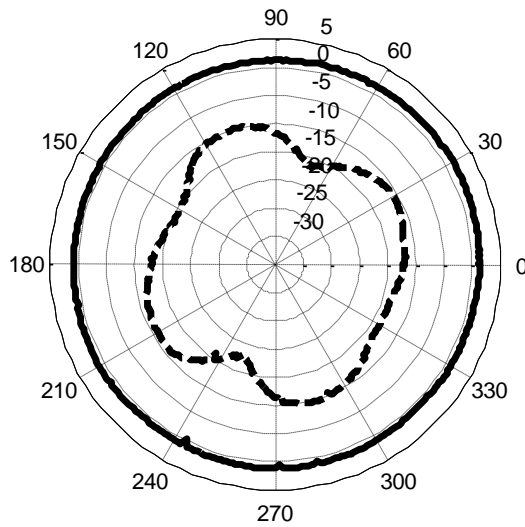
Figure 1 Physical Dimensions

ANTENNA MEASUREMENTS



____ Vertical Polarization Gain (dBi) min: +0.2 max: +2.1 avg: +1.7
 ----- Horizontal Polarization Gain (dBi) min: -16.0 max: -9.6 avg: -12.7

Figure 2 Extended Position, Vertical



____ Vertical Polarization Gain (dBi) min: -0.1 max: +1.6 avg: +1.1
 ----- Horizontal Polarization Gain (dBi) min: -17.9 max: -9.6 avg: -12.6

Figure 3 Folded Position, Vertical

The information in this document is subject to change without notice.
 Confirm the data is current by downloading the latest revision from www.lsr.com.

CONTACTING LS RESEARCH

Headquarters	LS Research, LLC W66 N220 Commerce Court Cedarburg, WI 53012-2636 USA Tel: 1(262) 375-4400 Fax: 1(262) 375-4248
Website	www.lsr.com
Technical Support	support@lsr.com
Sales Contact	sales@lsr.com

The information in this document is provided in connection with LS Research (hereafter referred to as "LSR") products. No license, express or implied, by estoppel or otherwise, to any intellectual property right is granted by this document or in connection with the sale of LSR products. EXCEPT AS SET FORTH IN LSR'S TERMS AND CONDITIONS OF SALE LOCATED ON LSR'S WEB SITE, LSR ASSUMES NO LIABILITY WHATSOEVER AND DISCLAIMS ANY EXPRESS, IMPLIED OR STATUTORY WARRANTY RELATING TO ITS PRODUCTS INCLUDING, BUT NOT LIMITED TO, THE IMPLIED WARRANTY OF MERCHANTABILITY, FITNESS FOR A PARTICULAR PURPOSE, OR NON-INFRINGEMENT. IN NO EVENT SHALL LSR BE LIABLE FOR ANY DIRECT, INDIRECT, CONSEQUENTIAL, PUNITIVE, SPECIAL OR INCIDENTAL DAMAGES (INCLUDING, WITHOUT LIMITATION, DAMAGES FOR LOSS OF PROFITS, BUSINESS INTERRUPTION, OR LOSS OF INFORMATION) ARISING OUT OF THE USE OR INABILITY TO USE THIS DOCUMENT, EVEN IF LSR HAS BEEN ADVISED OF THE POSSIBILITY OF SUCH DAMAGES. LSR makes no representations or warranties with respect to the accuracy or completeness of the contents of this document and reserves the right to make changes to specifications and product descriptions at any time without notice. LSR does not make any commitment to update the information contained herein. Unless specifically provided otherwise, LSR products are not suitable for, and shall not be used in, automotive applications. LSR's products are not intended, authorized, or warranted for use as components in applications intended to support or sustain life.

The information in this document is subject to change without notice.
Confirm the data is current by downloading the latest revision from www.lsr.com.